



Book 3 Grumpy G

A game for 3 or more players

Lightning Piano

The fun approach for young beginners

www.lightningpiano.com

Aim:

To get rid of all your cards by matching pairs. (A version of “Old Maid”)


Before you play:

- Print pages 2 – 6 **single sided** on thick paper / card.
- Cut along the dotted lines to produce 29 “Playing Cards” (lamine if possible).
- Shuffle the cards and deal them face down one at a time to each player.
- Players look at their cards and discard matching note pairs placing them face down on the table. (Cards match if they have the same note name (A, B, C, D, E, F or G) irrespective of whether they show the note with or without a picture. ie page 2 “matches” page 3.)


How to play:

- The dealer offers his remaining cards face down to the player on his left. The player takes a card and if it matches one of his own cards, he removes the matching pair from his pack before offering his pack to the next player.
- Players take turns to take a card from the previous player’s pack, matching and discarding cards until one player is left with a card at the end and is “Grumpy G”!


Cards match if they have the same note name (A, B, C, D, E, F or G) irrespective of whether they show the note with or without a picture. ie page 2 matches page 3.




© 2015 Sally Hopkins
All rights reserved
www.lightningpiano.com




© 2015 Sally Hopkins
All rights reserved
www.lightningpiano.com




© 2015 Sally Hopkins
All rights reserved
www.lightningpiano.com




© 2015 Sally Hopkins
All rights reserved
www.lightningpiano.com




© 2015 Sally Hopkins
All rights reserved
www.lightningpiano.com




© 2015 Sally Hopkins
All rights reserved
www.lightningpiano.com




© 2015 Sally Hopkins
All rights reserved
www.lightningpiano.com




© 2015 Sally Hopkins
All rights reserved
www.lightningpiano.com




© 2015 Sally Hopkins
All rights reserved
www.lightningpiano.com




© 2015 Sally Hopkins
All rights reserved
www.lightningpiano.com



© 2015 Sally Hopkins
All rights reserved
www.lightningpiano.com




© 2015 Sally Hopkins
All rights reserved
www.lightningpiano.com



© 2015 Sally Hopkins

All rights reserved


www.lightningpiano.com



© 2015 Sally Hopkins

All rights reserved


www.lightningpiano.com



© 2015 Sally Hopkins

All rights reserved


www.lightningpiano.com



© 2015 Sally Hopkins

All rights reserved


www.lightningpiano.com



© 2015 Sally Hopkins

All rights reserved


www.lightningpiano.com




© 2015 Sally Hopkins

All rights reserved


www.lightningpiano.com




© 2015 Sally Hopkins
All rights reserved
www.lightningpiano.com




© 2015 Sally Hopkins
All rights reserved
www.lightningpiano.com



© 2015 Sally Hopkins
All rights reserved
www.lightningpiano.com




© 2015 Sally Hopkins
All rights reserved
www.lightningpiano.com




© 2015 Sally Hopkins
All rights reserved
www.lightningpiano.com


Throw This Card Away!




© 2015 Sally Hopkins
All rights reserved
www.lightningpiano.com




© 2015 Sally Hopkins
All rights reserved
www.lightningpiano.com




© 2015 Sally Hopkins
All rights reserved
www.lightningpiano.com



© 2015 Sally Hopkins
All rights reserved
www.lightningpiano.com



© 2015 Sally Hopkins
All rights reserved
www.lightningpiano.com



© 2015 Sally Hopkins
All rights reserved
www.lightningpiano.com